

ENDU[®]TRAX MA

ALL POSITION MIXED SERVICE TIRE



Copyright © 2023 Apollo Tires

APOLLO TIRES (US) INC.
6 Concourse Parkway Building 6
Suite 2920
Atlanta, GA 30328
+1 (877) 234 0867
contact.us@apollotyres.com



ENDU[®]TRAX MA

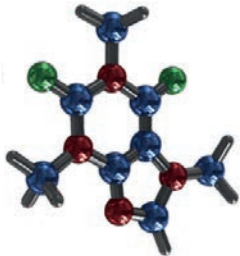
THE ENDU[®]TRAX MA, IS A ROBUST ALL POSITION MIXED SERVICE TIRE WITH EXCELLENT TRACTION.

M + S




PRODUCT CODE	TIRE SIZE	PLY RATING	LOAD RANGE	LOAD INDEX	SPEED SYMBOL	OVERALL DIAMETER (INCH)	SECTION WIDTH (INCH)	ORIGINAL TREAD DEPTH (1/32")	STATIC LOADED RADIUS (INCH)	RECOM-MENDED RIM WIDTH (INCH)	ALTERNATE RIM WIDTH (INCH)	TIRE WEIGHT		LOAD DETAILS (LBS)	
												LBS	KG	SINGLE	DUAL
2021803	315/80R22.5	20	L	161/157	K	42,6	12,3	21	19,7	9,00	9,75	152,8	69,3	10200 lbs @ 130 psi	9090 lbs @ 130 psi
2021801	385/65R22.5	22	M	164	K	42,2	15,1	22	19,6	11,75	12,25	171,3	77,7	11000 lbs @ 130 psi	N/A
2021805	11R22.5	16	H	148/145	K	41,6	11	19	19,3	8,25	9,00	128,9	58,4	6940 lbs @ 123 psi	6395 lbs @ 123 psi
2021802	12R22.5	16	H	152/148	K	43,3	11,9	29	19,9	9,00	8,25	141,3	64,1	7830 lbs @ 123 psi	6940 lbs @ 123 psi
2021804	11R24.5	16	H	149/146	L	43,2	11,0	25	20,2	8,25	7,50	142,2	64,5	7160 lbs @ 120 psi	6610 lbs @ 120 psi

1 RELIABLE IN ROUGHEST TERRAINS



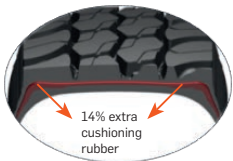
Advanced tread cap compound ensures 11% more cut and chip resistance.

3 EXCELLENT GRIP AND CONTROL



Shoulder notches and deep block dual sipes facilitates enhanced handling.

2 MULTIPLE RETREADS



Extra 14% cushioning rubber improves impact resistance.