

ENDU[®]MILE LHFRONT

LONG HAUL STEER TIRE



Copyright © 2023 Apollo Tires

APOLLO TIRES (US) INC.
6 Concourse Parkway Building 6
Suite 2920
Atlanta, GA 30328
+1 (877) 234 0867
contact.us@apolloyres.com



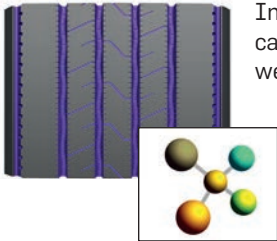
ENDU[®]MILE LH_{FRONT}

A LONG HAUL STEER TIRE CAPABLE OF DELIVERING HIGH MILEAGE AND MULTIPLE RETREADS



PRODUCT CODE	TIRE SIZE	PLY RATING	LOAD RANGE	LOAD INDEX	SPEED SYMBOL	OVERALL DIAMETER (INCH)	SECTION WIDTH (INCH)	ORIGINAL TREAD DEPTH (1/32")	STATIC LOADED RADIUS (INCH)	RECOMMENDED RIM WIDTH (INCH)	ALTERNATE RIM WIDTH (INCH)	TIRE WEIGHT		LOAD DETAILS (LBS)	
												LBS	KG	SINGLE	DUAL
2023101	295/75R22.5	14	G	144/141	L	40.0	11.5	18	18.7	9.00	8.25	115.7	52.5	6175 lbs @ 110 psi	5675 lbs @ 110 psi
2023100	295/75R22.5	16	H	149/146	L	40.0	11.5	18	18.7	9.00	8.25	115.7	52.5	7160 lbs @ 123 psi	6610 lbs @ 123 psi

1 HIGH MILEAGE




Innovative tread design and cap compound offering even wear and high mileage.

3 ADVANCED TREAD DESIGN




Optimized contact patch ensuring uniform wear and high mileage.

2 DE-COUPLER GROOVE DURABILITY



Durable de-coupler groove technology designed to minimize drop shoulder wear.

4 RETREADABILITY



Exceptional casing durability providing multiple retreads.